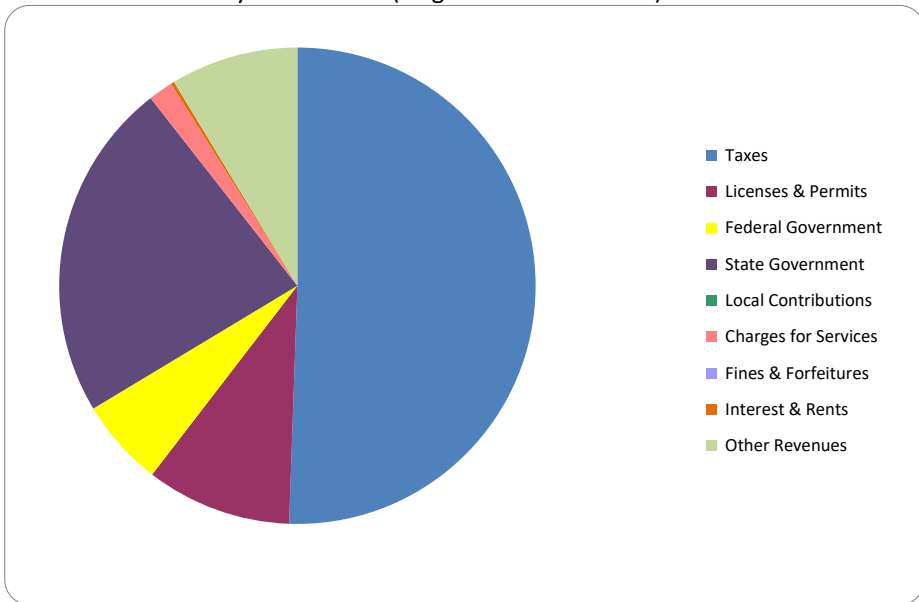


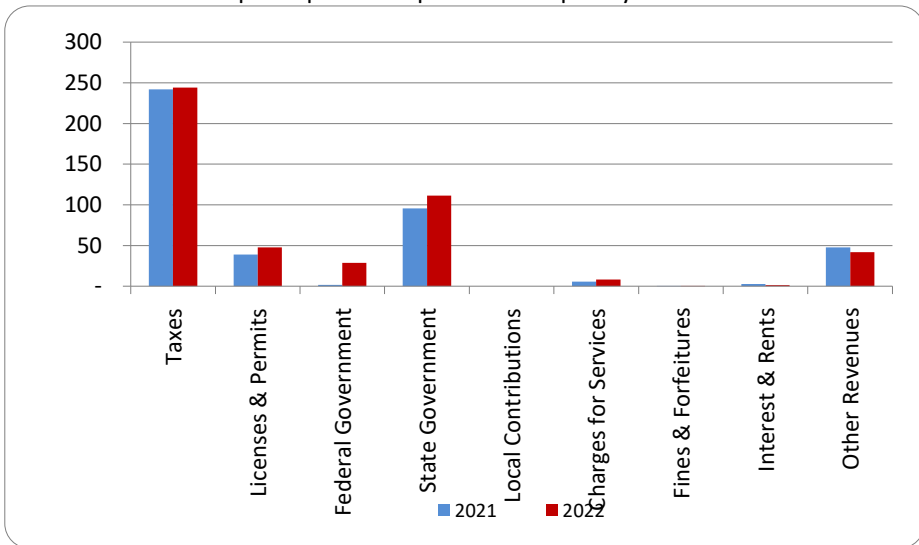
1. Where our money comes from (all governmental funds)



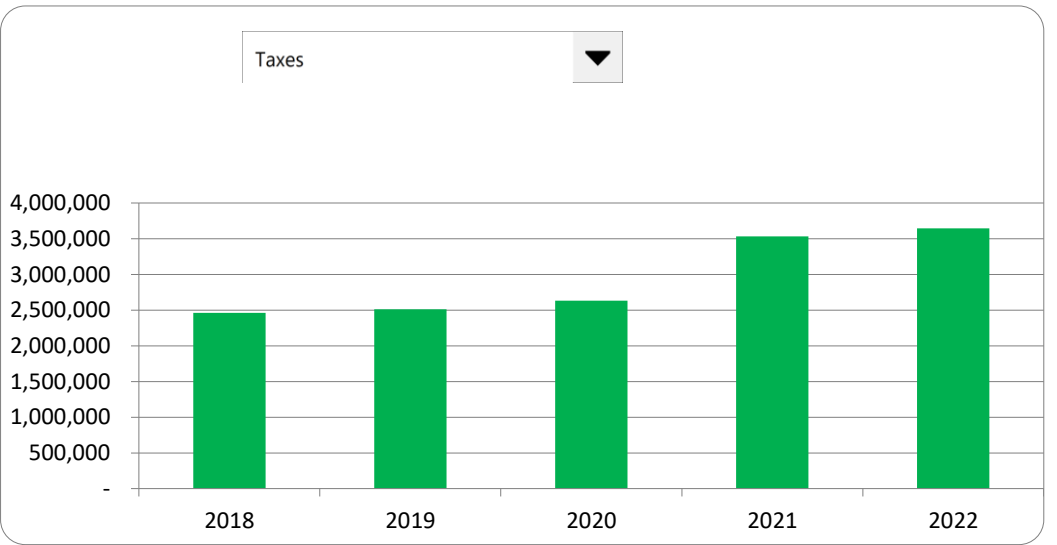
2. Compared to the prior year

	<u>2021</u>	<u>2022</u>	<u>% change</u>
Taxes	\$ 3,532,234	\$ 3,645,906	3.22%
Licenses & Permits	566,490	712,715	25.81%
Federal Government	24,021	428,290	1682.98%
State Government	1,394,701	1,662,990	19.24%
Local Contributions	-	-	N/A
Charges for Services	82,458	119,793	45.28%
Fines & Forfeitures	918	330	-64.05%
Interest & Rents	36,730	16,795	-54.27%
Other Revenues	698,607	625,001	-10.54%
<b>Total Revenues</b>	<b>\$ 6,336,159</b>	<b>\$ 7,211,820</b>	<b>13.82%</b>

3. Revenue sources per capita - compared to the prior year



4. Historical trends of individual sources



Commentary:

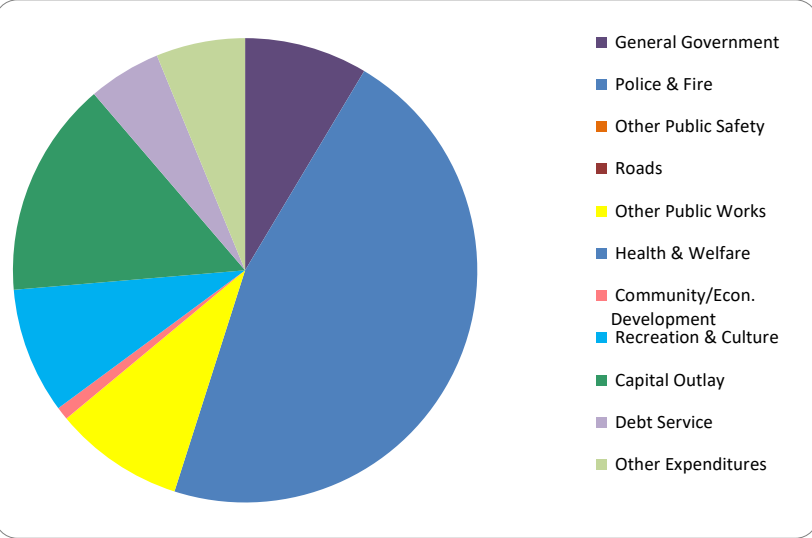
For more information on our unit's finances, contact Stacy Loar-Porter at 269-429-1589.

**CITIZEN'S GUIDE TO LOCAL UNIT FINANCES - Lincoln Charter Township (11-1120)**

**EXPENDITURES**

**1. Where we spend our money (all governmental funds)**

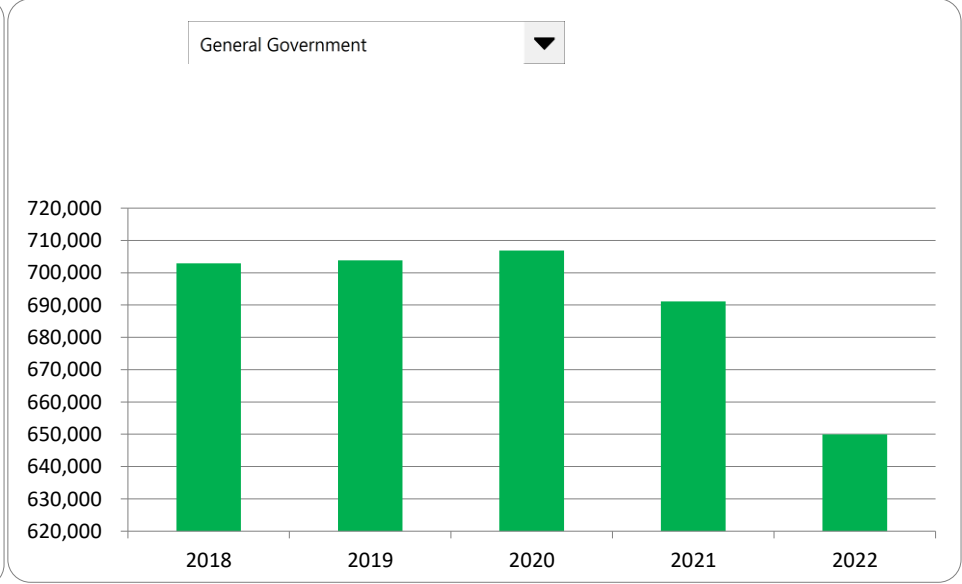
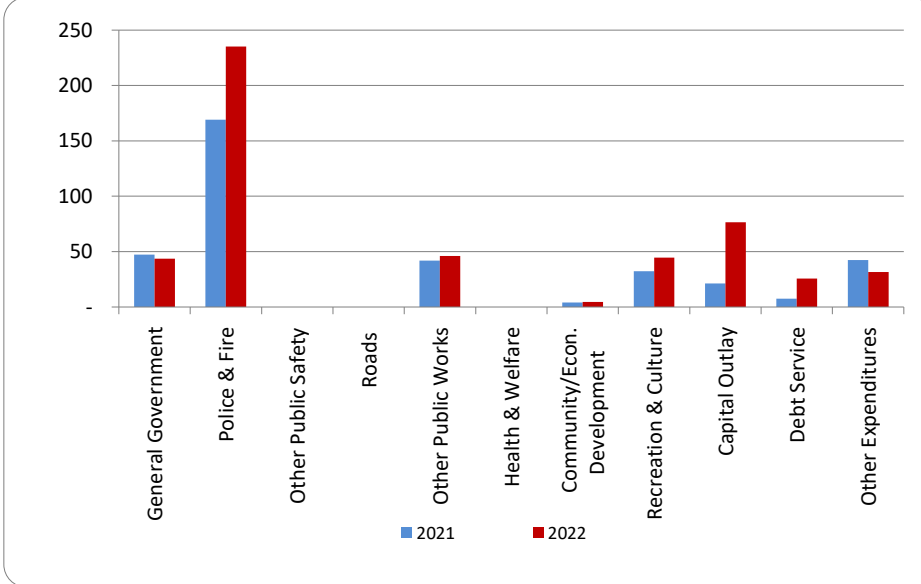
**2. Compared to the prior year**



	<u>2021</u>	<u>2022</u>	<u>% change</u>
General Government	\$ 691,158	\$ 649,949	-5.96%
Police & Fire	2,469,223	3,512,588	42.25%
Other Public Safety	-	-	N/A
Roads	-	-	N/A
Other Public Works	612,984	686,513	12.00%
Health & Welfare	-	-	N/A
Community/Econ. Development	60,887	68,294	12.17%
Recreation & Culture	472,837	665,635	40.77%
Capital Outlay	312,079	1,141,392	265.74%
Debt Service	108,355	384,772	255.10%
Other Expenditures	620,000	470,000	-24.19%
<b>Total Expenditures</b>	<b>\$ 5,347,523</b>	<b>\$ 7,579,143</b>	<b>41.73%</b>

**3. Spending per capita - compared to the prior year**

**4. Historical trends of individual departments:**



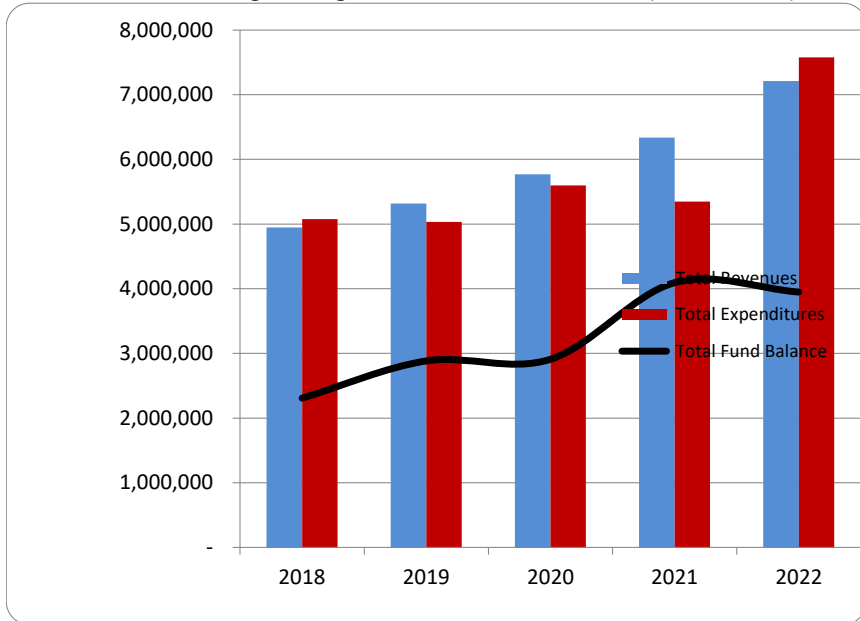
Commentary:

For more information on our unit's finances, contact Stacy Loar-Porter at 269-429-1589.

**CITIZEN'S GUIDE TO LOCAL UNIT FINANCES - Lincoln Charter Township (11-1120)**

**FINANCIAL POSITION**

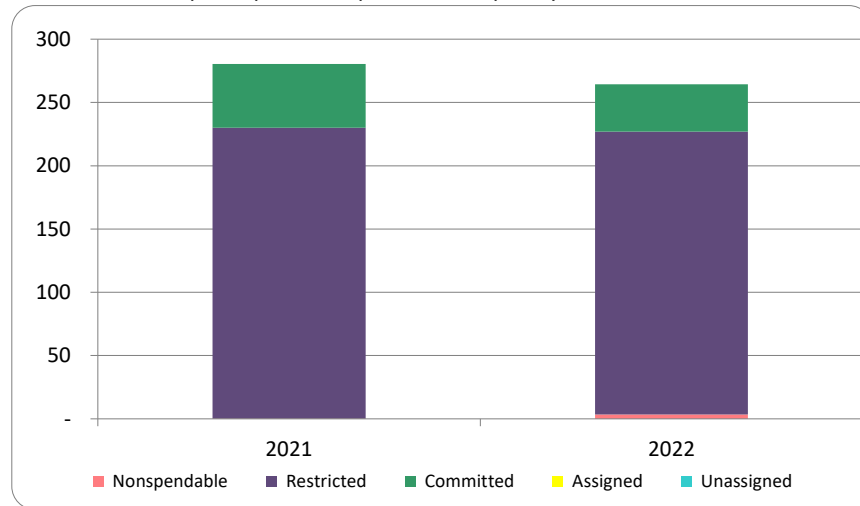
1. How have we managed our governmental fund resources (fund balance)?



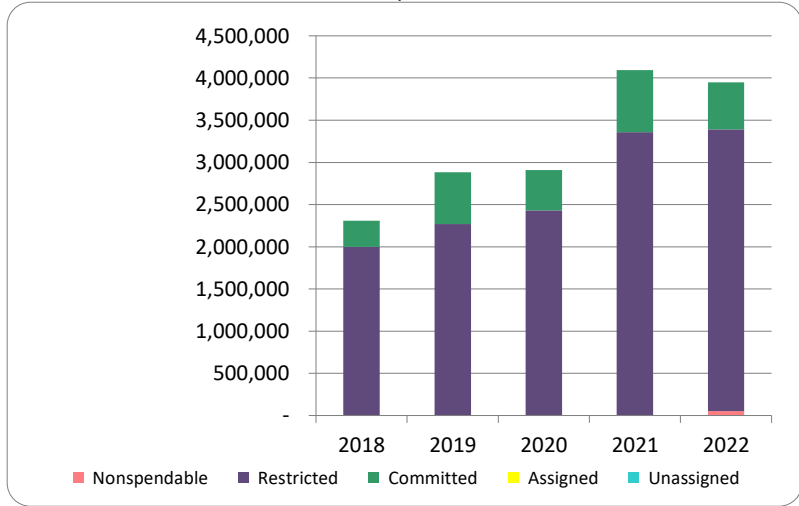
2. Compared to the prior year

	2021	2022	% change
Revenue	6,336,159	7,211,820	13.82%
Expenditures	5,347,523	7,579,143	41.73%
Surplus (shortfall)	988,636	(367,323)	-137.15%
Fund balance, by component:			
Nondisposable	3,060	50,714	1557.32%
Restricted	3,354,863	3,338,971	-0.47%
Committed	735,942	558,311	-24.14%
Assigned	-	-	N/A
Unassigned	-	-	N/A
total fund balance	4,093,865	3,947,996	-3.56%

3. Fund balance per capita - compared to the prior year



4. Historical trends of individual components



Commentary:

For more information on our unit's finances, contact Stacy Loar-Porter at 269-429-1589.

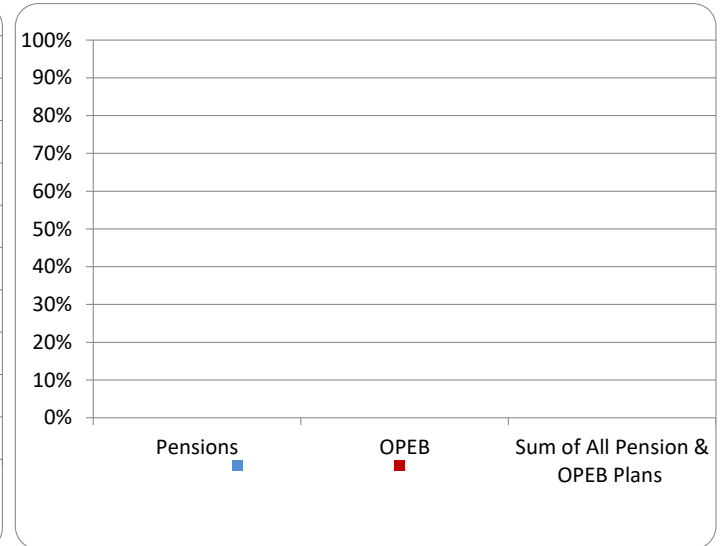
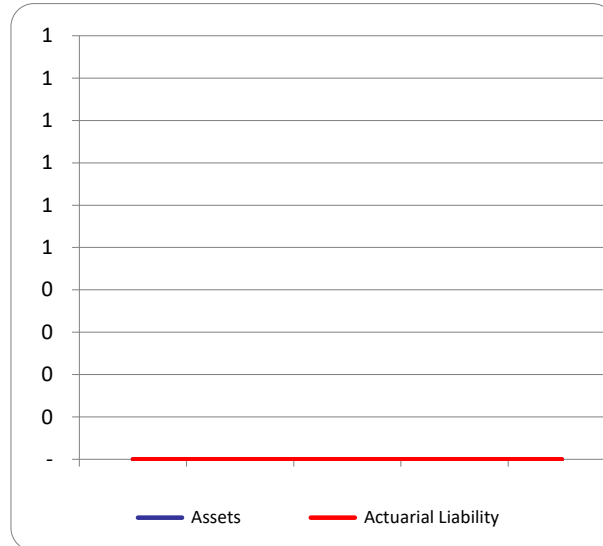
**CITIZEN'S GUIDE TO LOCAL UNIT FINANCES - Lincoln Charter Township (11-1120)**

**OTHER LONG TERM OBLIGATIONS**

1. Pension funding status

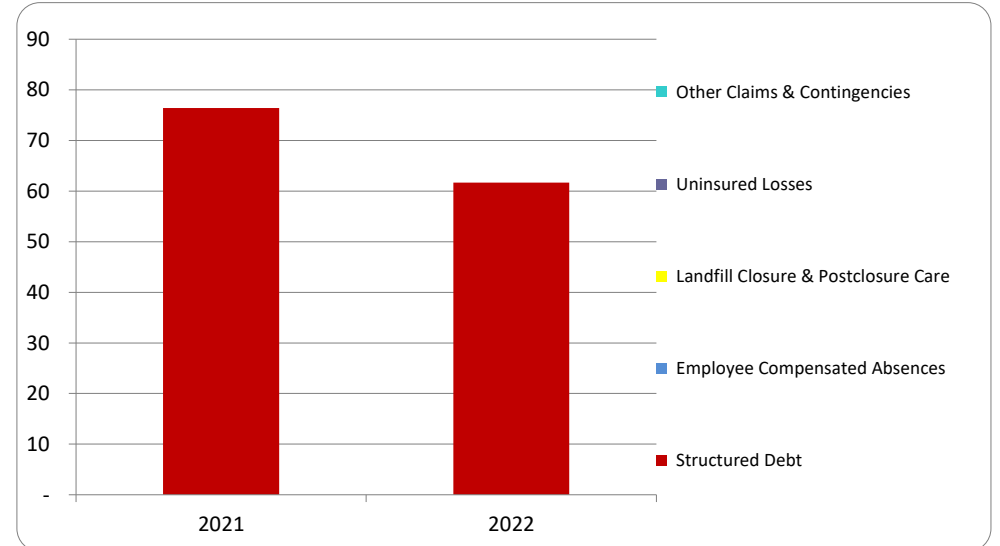
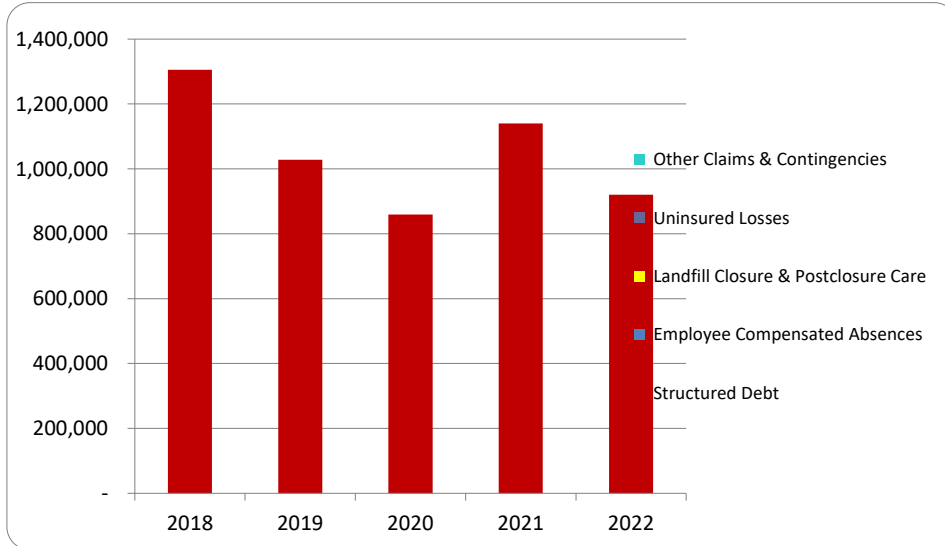
2. Retiree Health care funding status

3. Percent funded - compared to the prior year



4. Long Term Debt obligations:

5. Debt & other long term obligations per capita - compared to the prior year



Commentary: We do not have any unfunded Pensions or Health Care. The Township has a defined contribution plan and does not provide retiree healthcare coverage.

For more information on our unit's finances, contact Stacy Loar-Porter at 269-429-1589.