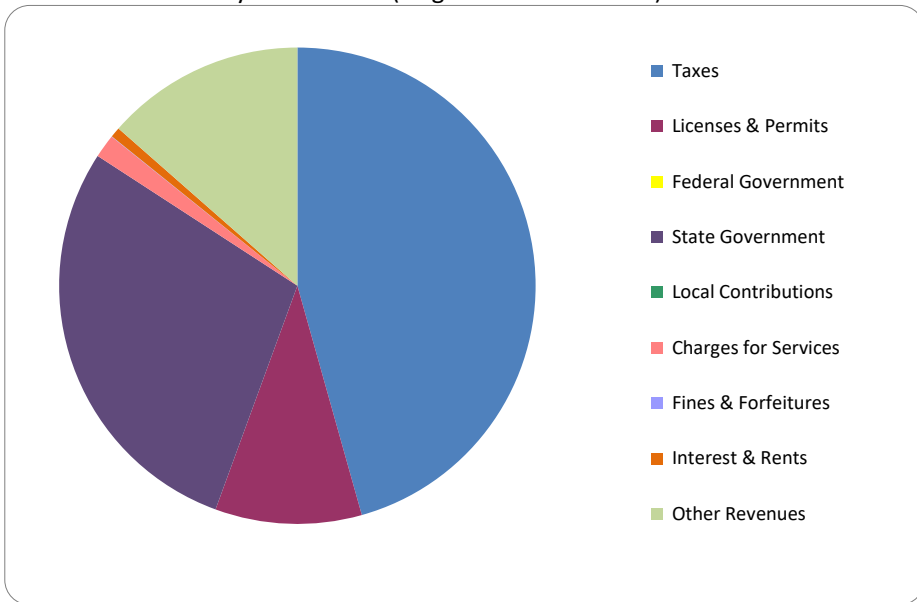


CITIZEN'S GUIDE TO LOCAL UNIT FINANCES - ()

REVENUES

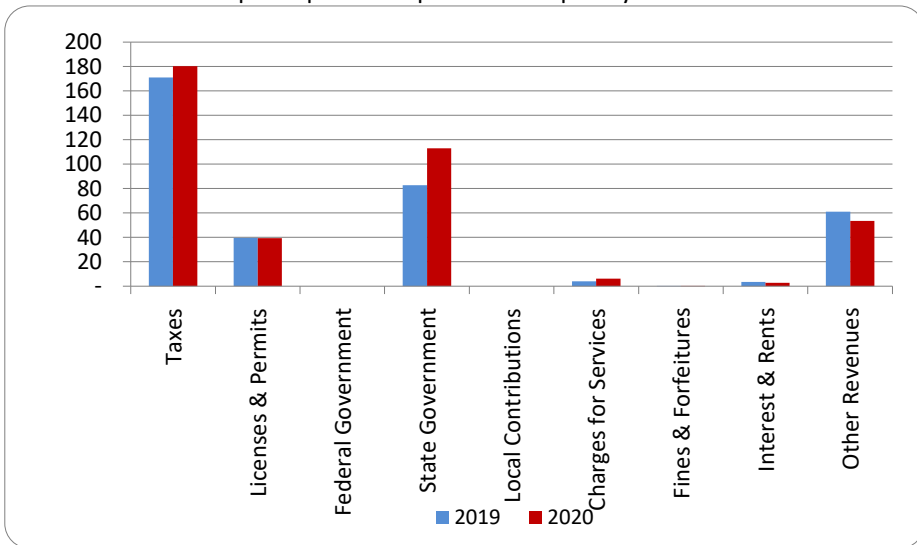
1. Where our money comes from (all governmental funds)



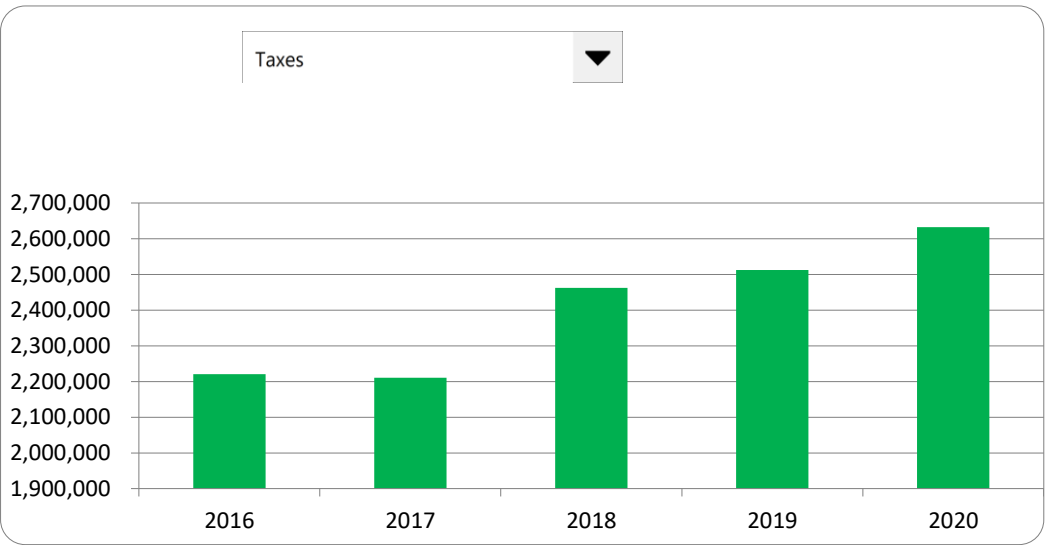
2. Compared to the prior year

	<u>2019</u>	<u>2020</u>	<u>% change</u>
Taxes	\$ 2,512,322	\$ 2,632,334	4.78%
Licenses & Permits	583,251	573,550	-1.66%
Federal Government	-	-	N/A
State Government	1,214,880	1,648,870	35.72%
Local Contributions	-	-	N/A
Charges for Services	57,068	91,745	60.76%
Fines & Forfeitures	1,901	1,525	-19.78%
Interest & Rents	51,159	39,565	-22.66%
Other Revenues	895,433	780,102	-12.88%
Total Revenues	\$ 5,316,014	\$ 5,767,691	8.50%

3. Revenue sources per capita - compared to the prior year



4. Historical trends of individual sources



Commentary:

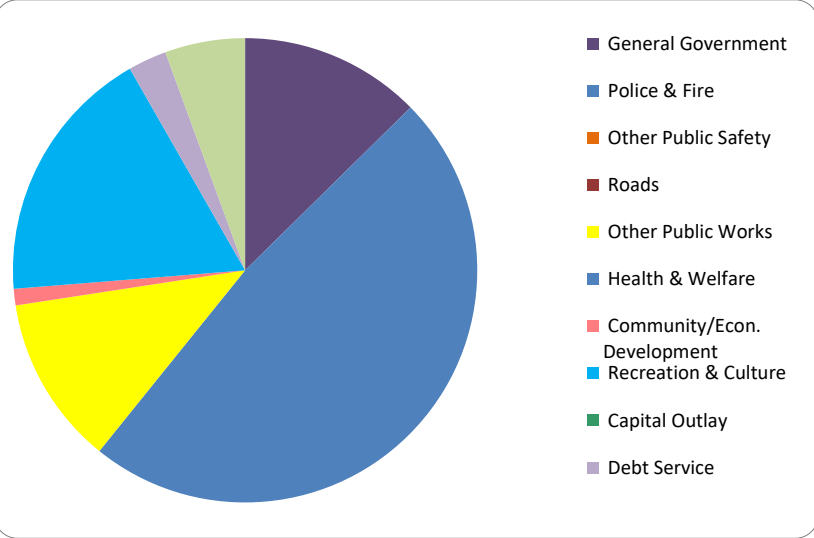
For more information on our unit's finances, contact Stacy Loar-Porter at 269-429-1589.

CITIZEN'S GUIDE TO LOCAL UNIT FINANCES - (I)

EXPENDITURES

1. Where we spend our money (all governmental funds)

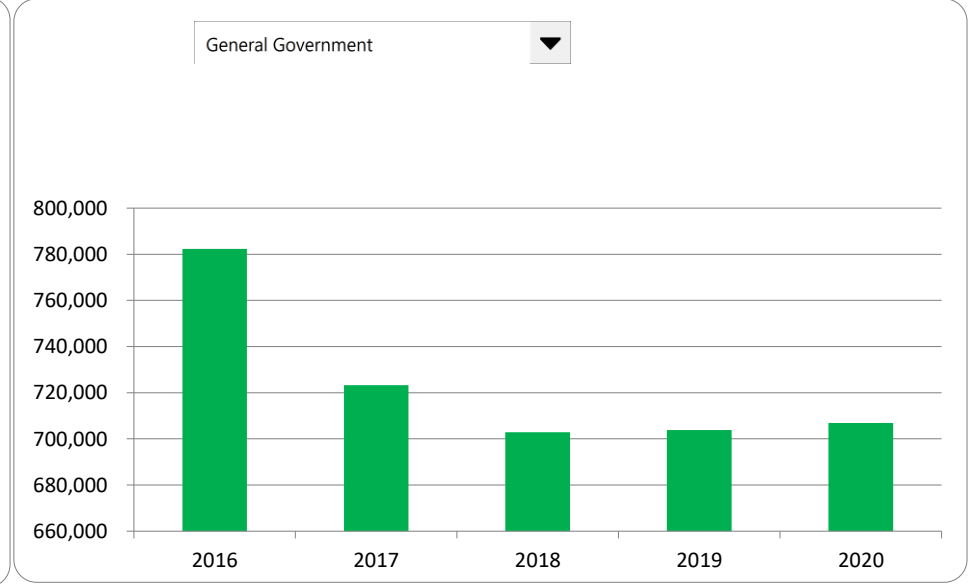
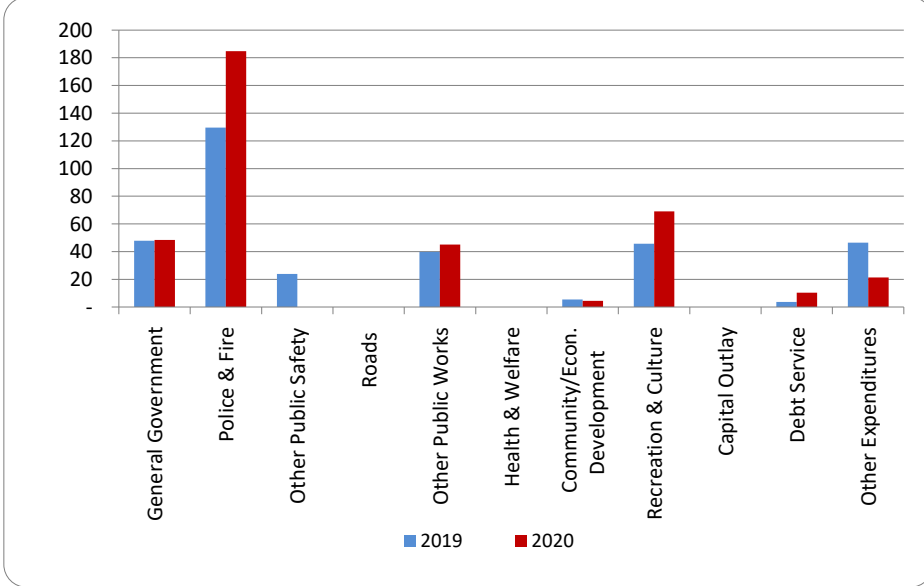
2. Compared to the prior year



	<u>2019</u>	<u>2020</u>	<u>% change</u>
General Government	\$ 703,857	\$ 706,831	0.42%
Police & Fire	1,903,740	2,696,301	41.63%
Other Public Safety	349,770	-	-100.00%
Roads	-	-	N/A
Other Public Works	584,971	659,228	12.69%
Health & Welfare	-	-	N/A
Community/Econ. Development	80,590	64,460	-20.01%
Recreation & Culture	671,383	1,007,806	50.11%
Capital Outlay	-	-	N/A
Debt Service	55,090	150,132	172.52%
Other Expenditures	681,987	312,403	-54.19%
Total Expenditures	<u>\$ 5,031,388</u>	<u>\$ 5,597,161</u>	11.24%

3. Spending per capita - compared to the prior year

4. Historical trends of individual departments:

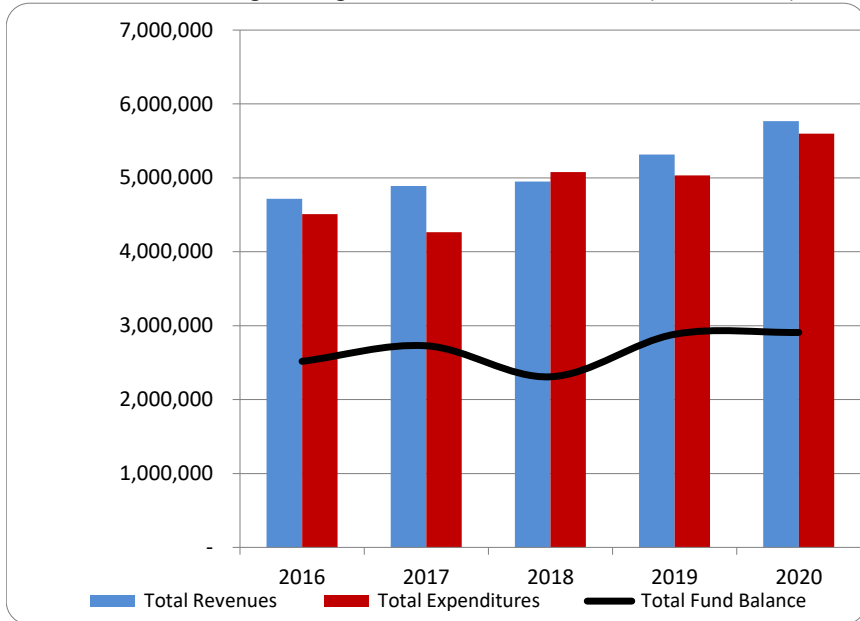


Commentary:

For more information on our unit's finances, contact Stacy Loar-Porter at 269-429-1589.

CITIZEN'S GUIDE TO LOCAL UNIT FINANCES - ()

1. How have we managed our governmental fund resources (fund balance)?

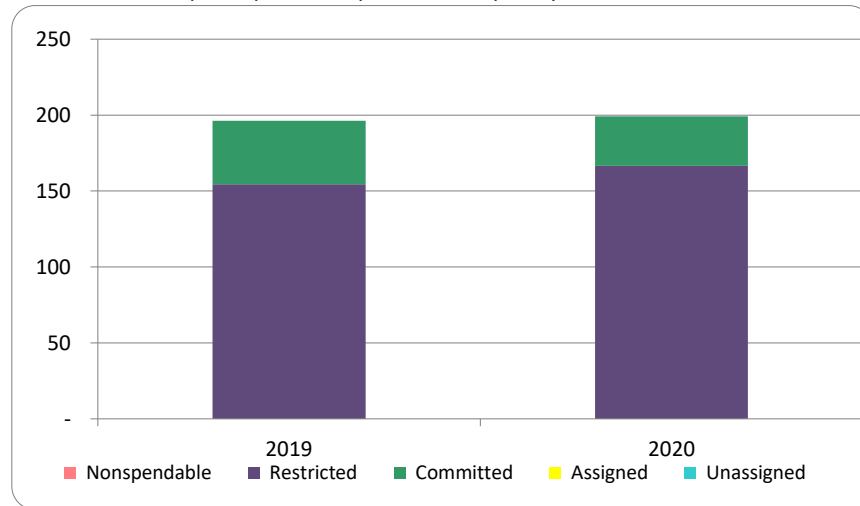


FINANCIAL POSITION

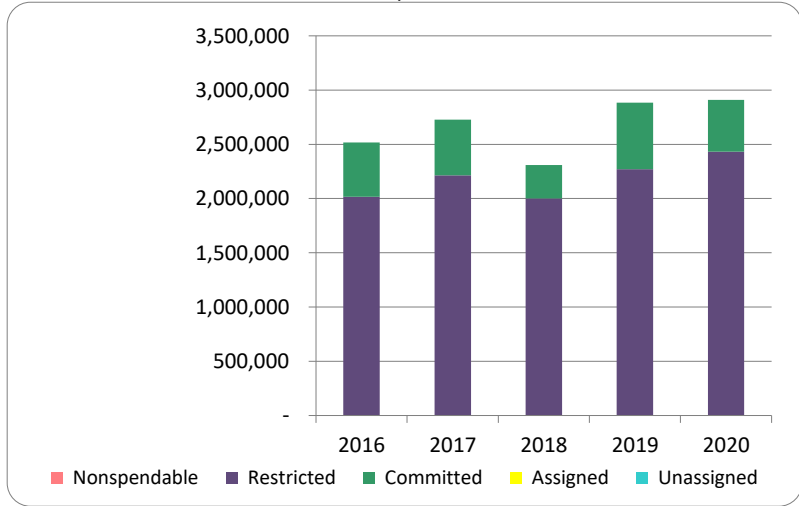
2. Compared to the prior year

	2019	2020	% change
Revenue	5,316,014	5,767,691	8.50%
Expenditures	5,031,388	5,597,161	11.24%
Surplus (shortfall)	284,626	170,530	-40.09%
Fund balance, by component:			
Nondisposable	-	-	N/A
Restricted	2,269,451	2,432,366	7.18%
Committed	613,803	476,065	-22.44%
Assigned	-	-	N/A
Unassigned	-	-	N/A
total fund balance	2,883,254	2,908,431	0.87%

3. Fund balance per capita - compared to the prior year



4. Historical trends of individual components



Commentary:

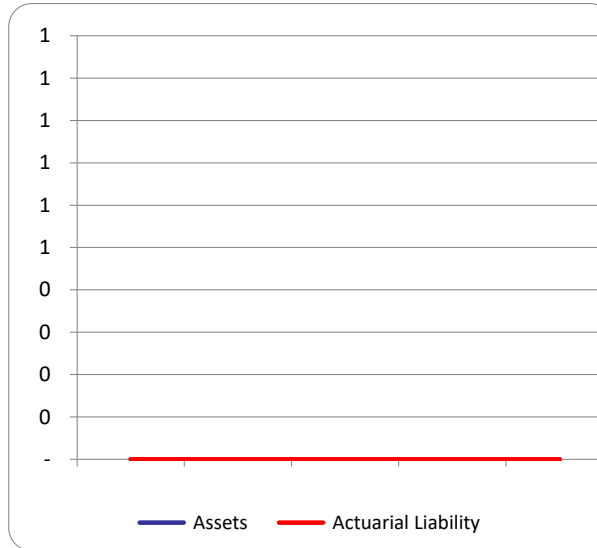
CITIZEN'S GUIDE TO LOCAL UNIT FINANCES - ()

OTHER LONG TERM OBLIGATIONS

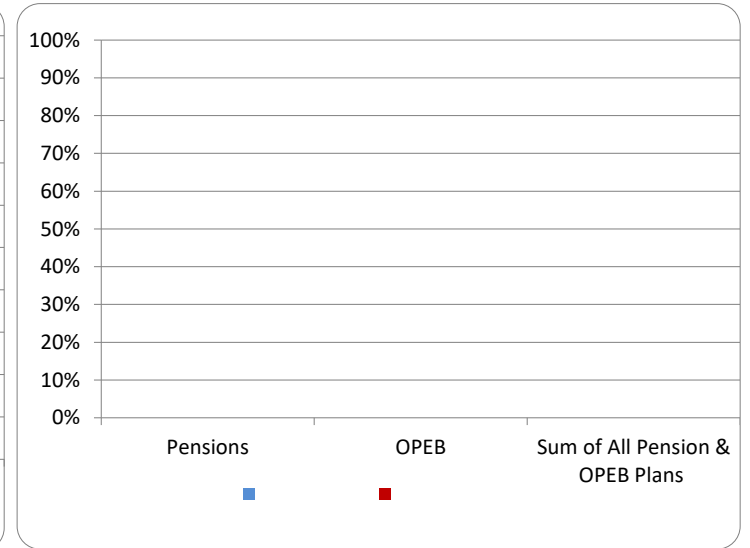
1. Pension funding status



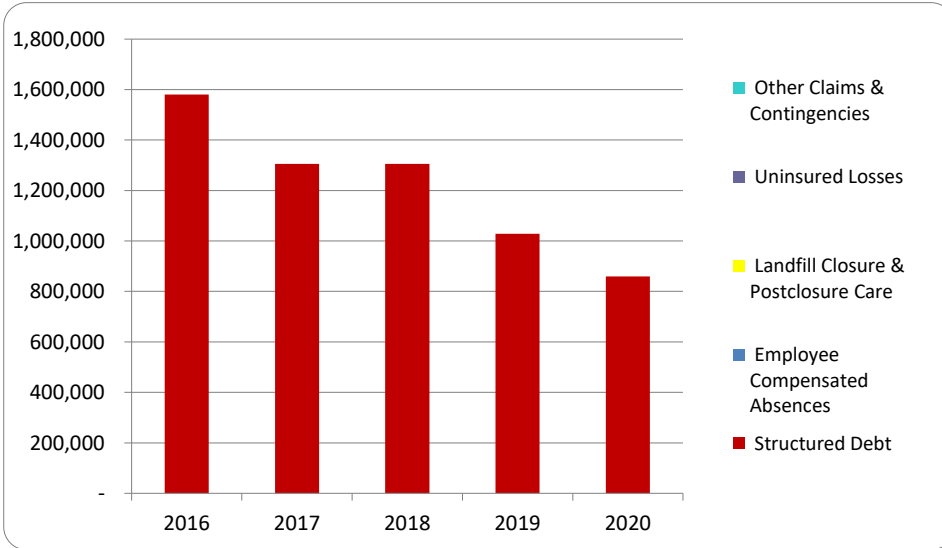
2. Retiree Health care funding status



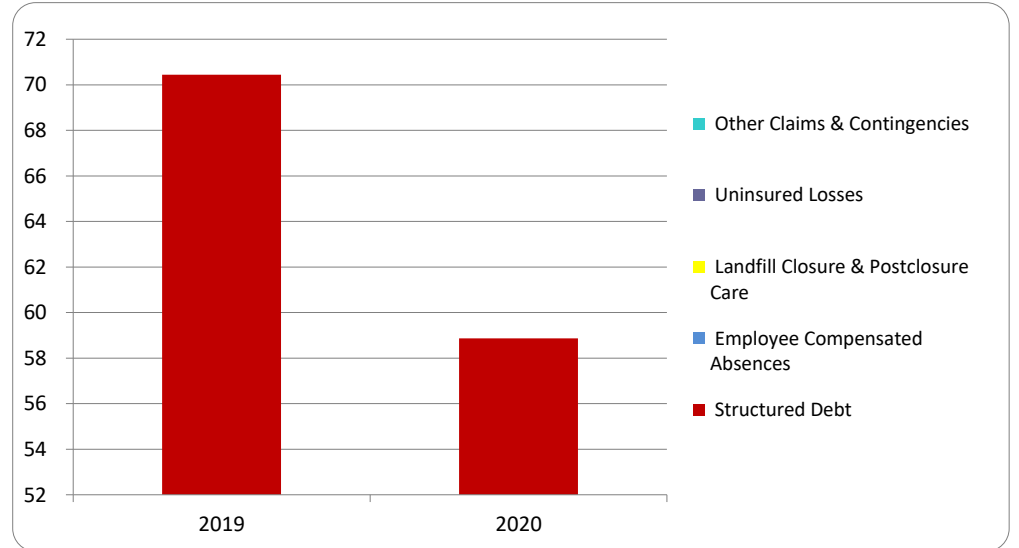
3. Percent funded - compared to the prior year



4. Long Term Debt obligations:



5. Debt & other long term obligations per capita - compared to the prior year



Commentary: We do not have any unfunded Pensions or Health Care. The Township has a defined contribution plan and does not provide retiree healthcare coverage.

For more information on our unit's finances, contact Stacy Loar-Porter at 269-429-1589.